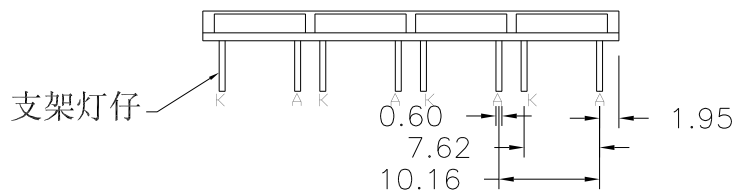
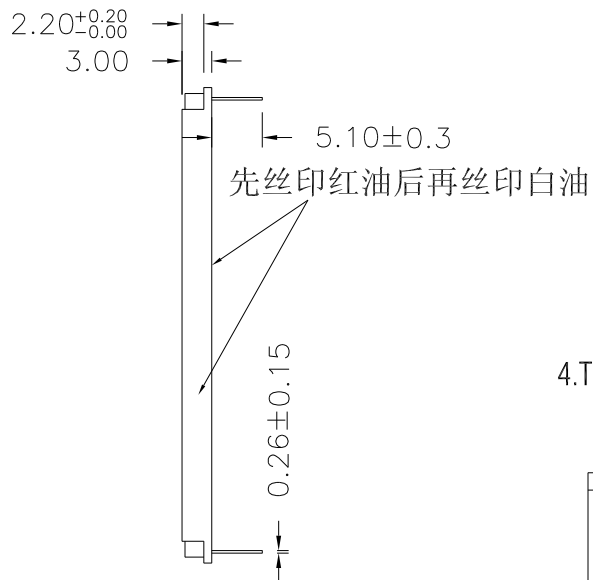
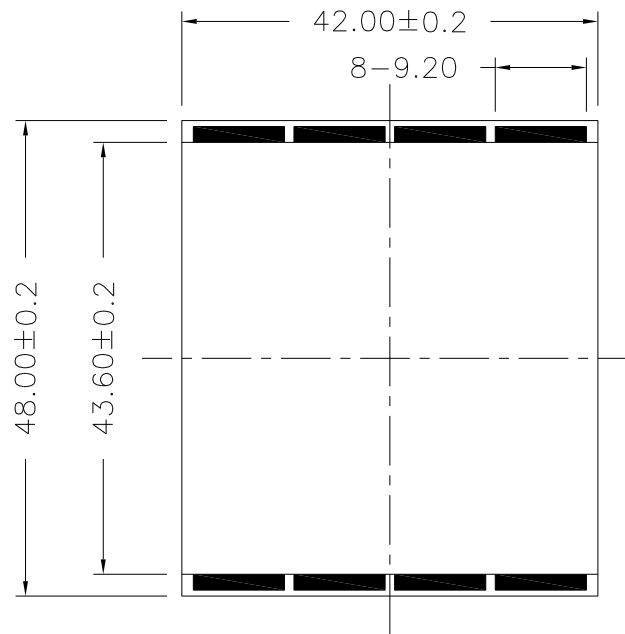
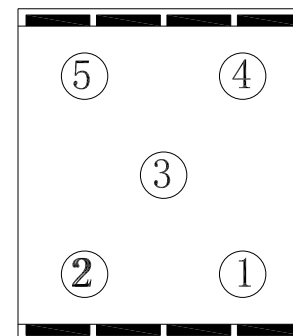


1. Mechanical Outline (Unspecified Tolerances is  $\begin{matrix} .xx \pm 0.2 \\ .x \pm 0.2 \end{matrix}$ )



4. Test Point



- 1. □ : CRITICAL DIMENSION.
- 2. : REFERENCE DIMENSION.
- 3. : SAFETY CHARACTERISTIC.
- 4. ▽ : SPECIAL CHARACTERISTIC.
- 5. : RoHS COMPLIANCE.

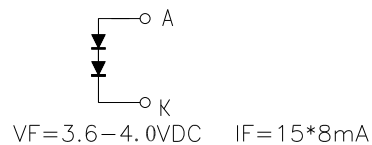
ISSUE	AMENDMENT	DATE
A0	First issue	20080402

2. Electrical-Optical Characteristics ( $T_a=25^\circ\text{C}$ )

Item	Symbol	MIN.	TYP.	MAX.	Unit	Condition
Forward Voltage	Vf	3.6	3.8	4.0	V	If = 15*8mA
Colour Coordinate (Tolerances is $\pm 0.01$ )	Ir			10x8	$\mu\text{A}$	
	$\lambda_p$	630		670	nm	
Uniformity	Avg	70			%	
Luminance	Lv	200			cd/m <sup>2</sup>	
Reverse Current (Per LED)	Ir		15*8	20*8	mA	Vr = 0.8 V

• Operating Temperature:  $-20\sim+70^\circ\text{C}$  • Storage Temperature:  $-30\sim+80^\circ\text{C}$

CIRCUIT DIAGRAM (LED 2\*8=16 dies)



**DIXIAN 帝显** 深圳市帝显电子有限公司  
SHENZHEN DIXIAN ELECTRONIC CO., LTD

MODEL NO.: SS571A-13

CUSTOMER'S NO.:

SHEET 页码	THIRD ANGLE PROJECTION 	UNIT mm
-------------	----------------------------	------------

DESIGN:  
设计

CHECKED:  
检查

COUNTERSIGN:  
复核

APPROVED:  
批准

DRAWING No:	CUST图	REV A0
-------------	-------	-----------